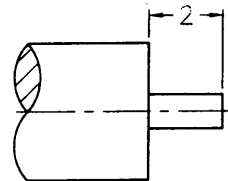


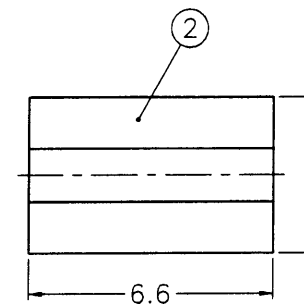
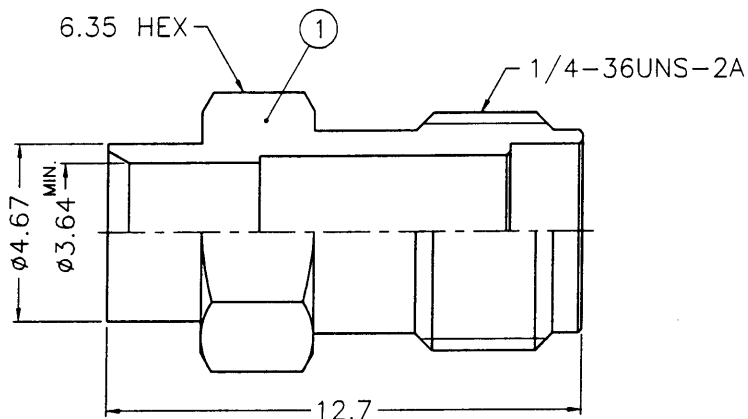
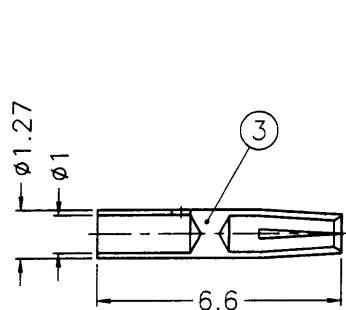
1 2 3 4 5 6 7 8

REVISIONS		
ISS	ZONE	DESCRIPTION\PER REQUEST\DATE
B	A-1	NO.3 WAS CHANGED\RD-DM89103101Y\10-31-00'



業務部

RECOMMENDED  
CABLE STRIPPING DIM'S  
(建議剝線尺寸)



1. CONTACT PIN TO SOLDER

NOTES: FINISH (PLATING THICKNESS IN MICRO-INCHES)

1. BRASS PER QQ-B-626
2. NICKEL PL. 100 MIN. THICK OVER COPPER STRIKE
3. BERYLLIUM COPPER PER QQ-C-530
4. GOLD PL. 50 MIN. THICK OVER NICKEL PL. 100 MIN. THICK OVER COPPER STRIKE
5. TEFLON MIL-P-19468

DIMENSIONS ARE IN MILLIMETERS			
UNLESS OTHERWISE SPECIFIED TOLERANCES			
0.5-6	=	±0.2	
6-30	=	±0.4	
30-120	=	±0.6	
120-315	=	±1	
315-1000	=	±1.6	
1000-2000	=	±2.4	

PART NO.		APPROVED	DATE
		<i>Jack C</i>	10-27-00'
		CHECKED	DATE
		<i>Jacky</i>	10-27-00'
		DRAWN	DATE
		<i>Jaya. Y</i>	10-27-00'

<b>Amphenol - Kai Jack</b>	
TAINAN TAIWAN	
TITLE SMA DIRECT SOLDER JACK	
DRAWING NO. KJ-SMA6181A1-NT50G-.141-50	
FILE NO. F:\DWG\SMA\6181A1\141-50\NT50G	

NO.	DESCRIPTION	MATERIAL	FINISH	Q'TY	DRAWING NO.
3	CONTACT PIN	NOTE 3	NOTE 4	1	SMA7081-3-127/1-B
2	INSULATOR	NOTE 5	NATURAL	1	SMA7081-2T-50
1	BODY	NOTE 1	NOTE 2	1	SMA7081-1-467/364-C

1 2 3 4 5 6 7 8 RDOR10977