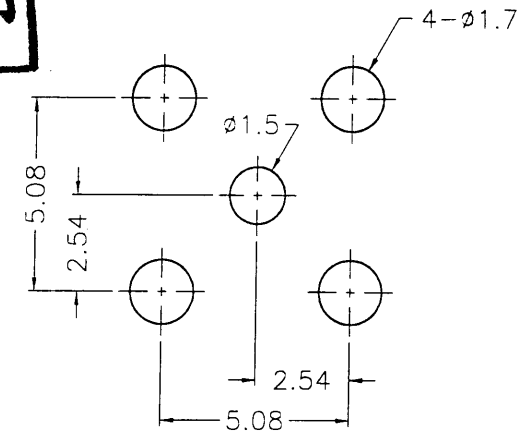
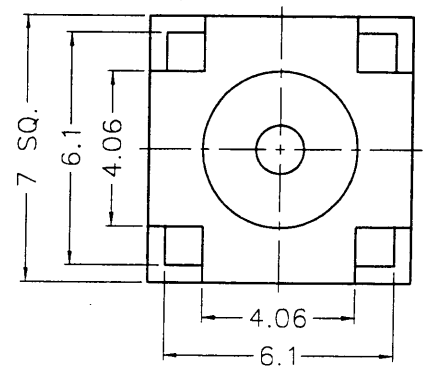


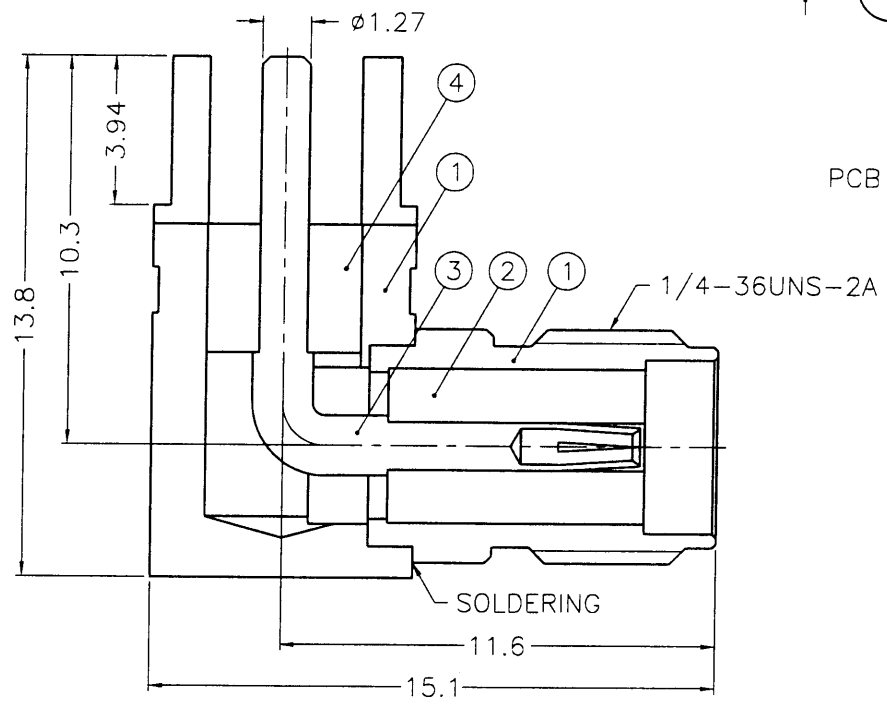
1 2 3 4 5 6 7 8

REVISIONS		
ISS	ZONE	DESCRIPTION\APPROVED\DATE

業務部



PCB MOUNTING HOLES



- NOTES: FINISH (PLATING THICKNESS IN MICRO-INCHES)
1. BRASS PER QQ-B-626
 2. NICKEL PL. 100 MIN. THICK OVER COPPER STRIKE
 3. BERYLLIUM COPPER PER QQ-C-530
 4. GOLD PL. 50 MIN. THICK OVER NICKEL PL. 100 MIN. THICK OVER COPPER STRIKE
 5. TEFLON MIL-P-19468



DIMENSIONS ARE IN MILLIMETERS			
UNLESS OTHERWISE SPECIFIED TOLERANCES			
0.5-6	=	±0.2	
6-30	=	±0.4	
30-120	=	±0.6	
120-315	=	±1	
315-1000	=	±1.6	
1000-2000	=	±2.4	

NO.	DESCRIPTION	MATERIAL	FINISH	Q'TY	DRAWING NO.
4	INSULATOR	NOTE 5	NATURAL	1	SMA7790-5T-50
3	CONTACT PIN	NOTE 3	NOTE 4	1	SMA6252A2-4
2	INSULATOR	NOTE 5	NATURAL	1	SMA6252A2-3T-50-B
1	HOUSING WITH BODY	NOTE 1	NOTE 2	1	SMA6252A2-1S-B

PART NO.	
APPROVED	DATE
CHECKED	DATE
DRAWN	DATE

TITLE	
DRAWING NO.	
FILE NO.	

F
E
D
C
B
A

F
E
D
C
B
A

1 2 3 4 5 6 7 8 85MA-R1271