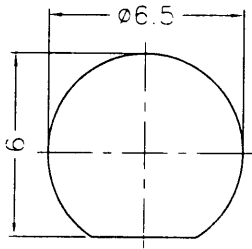


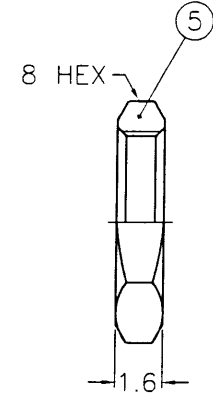
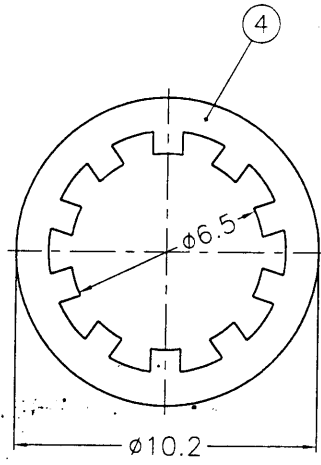
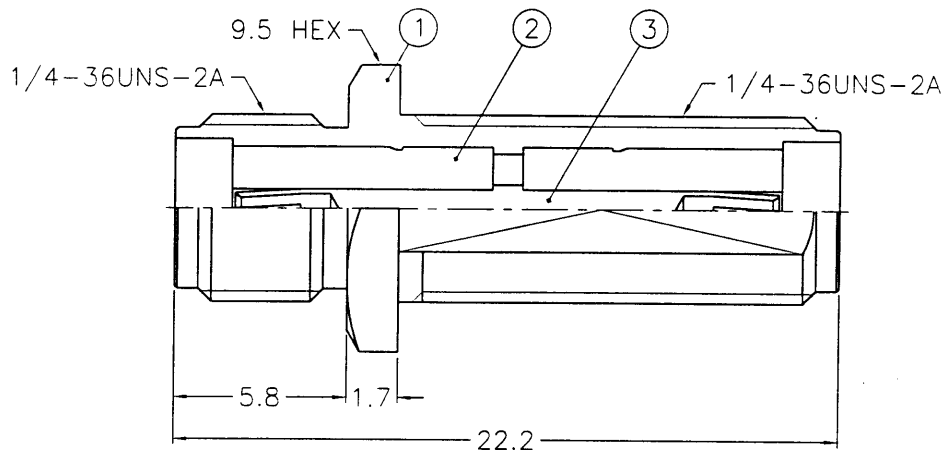
1 | 2 | 3 | 4 | 5 | 6 | 7 | 8

REVISIONS		
ISS	ZONE	DESCRIPTION PER REQUEST \ DATE



RECOMMENDED MOUNTING HOLE  
(建議架設孔)

業務部



NOTES: FINISH (PLATING THICKNESS IN MICRO-INCHES)

1. BRASS PER QQ-B-626
2. BRASS PER QQ-B-613
3. NICKEL PL. 100 MIN. THICK OVER COPPER STRIKE
4. BERYLLIUM COPPER PER QQ-C-530
5. GOLD PL. 50 MIN. THICK OVER NICKEL PL. 100 MIN. THICK OVER COPPER STRIKE
6. TEFLON MIL-P-19468

88.7.12  
R & D

DIMENSIONS ARE IN MILLIMETERS			
UNLESS OTHERWISE SPECIFIED TOLERANCES			
0.5-6	=	±0.2	
6-30	=	±0.4	
30-120	=	±0.6	
120-315	=	±1	
315-1000	=	±1.6	
1000-2000	=	±2.4	

NO.	DESCRIPTION	MATERIAL	FINISH	Q'TY	DRAWING NO.
5	HEX NUT	NOTE 1	NOTE 3	1	HN8-1/4-36X16
4	LOCK WASHER	NOTE 2	NOTE 3	1	LW-102/65X05
3	CONTACT PIN	NOTE 4	NOTE 5	1	SMA7910-3
2	INSULATOR	NOTE 6	NATURAL	2	SMA7471B1-2T-50
1	BODY	NOTE 1	NOTE 3	1	SMA7471B1-1-B

PART NO.	
APPROVED	DATE 07-09-99'
CHECKED	DATE 07-09-99'
DRAWN	DATE 07-09-99'

KAI JACK INDUSTRIAL CO., LTD. TAINAN TAIWAN R.O.C.	
TITLE	SMA BULKHEAD FEMALE TO FEMALE ADAPTOR
DRAWING NO.	KJ-SMA7471B1-NT50G-50
FILE NO.	F:\DWG\SMA\7471B1\50\NT50G

F  
E  
D  
C  
B  
A

F  
E  
D  
C  
B  
A

1 | 2 | 3 | 4 | 5 | 6 | 7 | 8

880710086