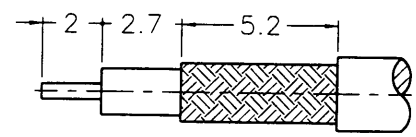


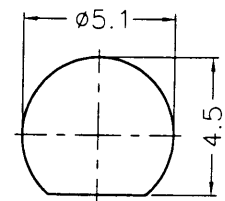
1 2 3 4 5 6 7 8

REVISIONS		
ISS	ZONE	DESCRIPTION\APPROVED\DATE

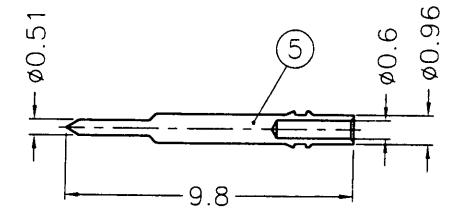
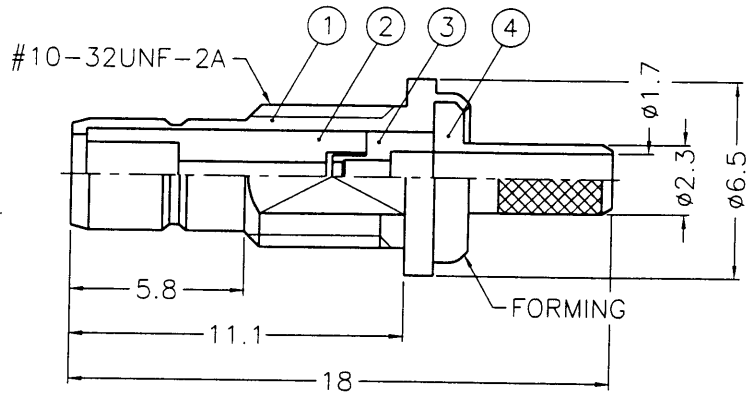
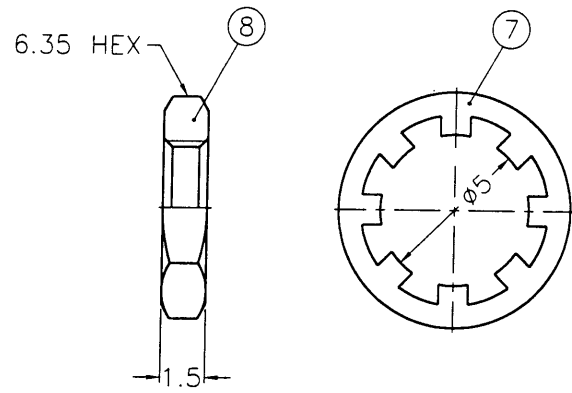
業務部



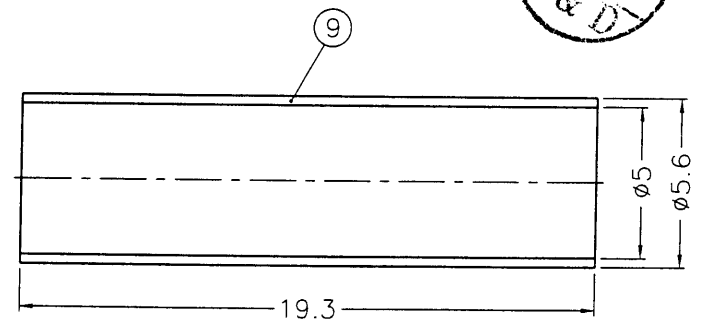
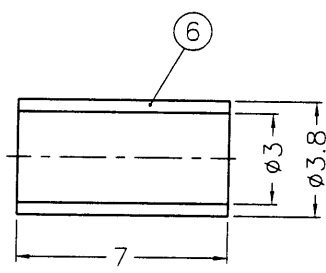
RECOMMENDED CABLE STRIPPING DIM'S



RECOMMENDED MOUNTING HOLE



NOTES: FINISH (PLATING THICKNESS IN MICRO-INCHES)
 1. BRASS PER QQ-B-626
 2. BRASS PER QQ-B-613
 3. NICKEL PL. 100 MIN. THICK OVER COPPER STRIKE
 4. GOLD PL. 30 MIN. THICK OVER NICKEL PL. 100 MIN. THICK OVER COPPER STRIKE
 5. TEFLON MIL-P-19468



NO.	DESCRIPTION	MATERIAL	FINISH	Q'TY	DRAWING NO.
9	HEAT SHRINK TUBING			1	HT-56/5X193
8	HEX NUT	NOTE 1	NOTE 3	1	HN635-10-32X15
7	LOCK WASHER	NOTE 2	NOTE 3	1	LW-78/5X05
6	FERRULE	COPPER	NOTE 3	1	FR-38/3X7C
5	CONTACT PIN	NOTE 1	NOTE 4	1	SMB1421A1-5-096/06
4	BARREL	NOTE 1	NOTE 3	1	SMB6121A1-4-23/17-C
3	INSULATOR	NOTE 5	NATURAL	1	SMB6121B2-3T-50
2	INSULATOR	NOTE 5	NATURAL	1	SMB1421A1-2T-50
1	BODY	NOTE 1	NOTE 3	1	SMB1421A1-1-B

DIMENSIONS ARE IN MILLIMETERS
 UNLESS OTHERWISE SPECIFIED TOLERANCES
 0.5-6 = ±0.2
 6-30 = ±0.4
 30-120 = ±0.6
 120-315 = ±1
 315-1000 = ±1.6
 1000-2000 = ±2.4

PART NO.	
APPROVED	DATE 12-11-98'
CHECKED	DATE 12-11-98'
DRAWN	DATE 12-11-98'

<p>KAI JACK INDUSTRIAL CO., LTD. TAINAN TAIWAN R.O.C.</p>	
<p>TITLE SMB BULKHEAD CRIMP JACK (FOR RG-174/U,188A/U,316/U)</p>	
<p>DRAWING NO. KJ-SMB1421A1-NT30G-316U-50</p>	
<p>FILE NO. F:\DWG\SMB\1421A1\316U-50\NT30G</p>	

A

A

1 2 3 4 5 6 7 8

85462674