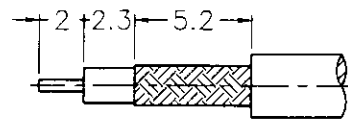


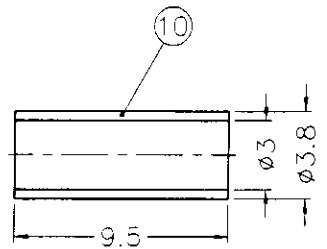
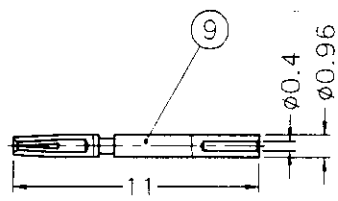
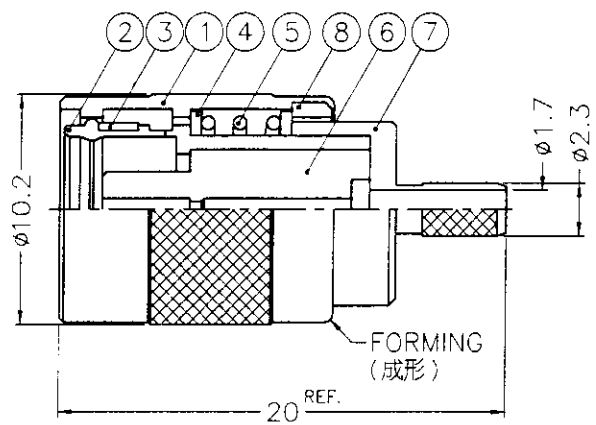
1 2 3 4 5 6 7 8

REVISIONS			
ISS	ZONE	DESCRIPTION\PER REQUEST\DATE	
A	A-7	SMZ6121L3-N/3GT30G-179U-75 WAS SMB6121L1-N/3GT30G-179U-75\N/A\12-13-00'	



RECOMMENDED
CABLE STRIPPING DIM'S
(建議剝線尺寸)

業務部



- NOTES: FINISH (PLATING THICKNESS IN MICRO-INCHES)
- BRASS PER QQ-B-626
 - BRASS PER QQ-B-613
 - NICKEL PL. 100 MIN. THICK OVER COPPER STRIKE
 - GOLD PL. 3 MIN. THICK OVER NICKEL PL. 100 MIN. THICK OVER COPPER STRIKE
 - BERYLLIUM COPPER PER QQ-C-530
 - GOLD PL. 30 MIN. THICK OVER NICKEL PL. 100 MIN. THICK OVER COPPER STRIKE
 - TEFLON MIL-P-19468

2000.12.15

- CRIMPED FERRULE
HEX CRIMP SIZE .128"
- CONTACT PIN TO SOLDER

NO.	DESCRIPTION	MATERIAL	FINISH	Q'TY	DRAWING NO.
10	FERRULE	COPPER	NOTE 3	1	FR-38/3X95C
9	CONTACT PIN	NOTE 5	NOTE 6	1	SMB6121L1-9-096 /04-B
8	RING	NOTE 1	NOTE 3	1	SMB6121L1-8
7	BARREL	NOTE 1	NOTE 3	1	SMB6121L1-7-23 /17
6	INSULATOR	NOTE 7	NATURAL	1	SMB6121L1-001-6
5	SPRING	SUS 304	NATURAL	1	SMB6121L1-SPR
4	WASHER	NOTE 2	NOTE 3	2	WS-85/65X05
3	RETAINER RING	NOTE 5	NATURAL	1	SMB5003-8-75
2	BODY	NOTE 1	NOTE 4	1	SMB6121L1-2
1	SHELL	NOTE 1	NOTE 3	1	SMB6121L1-1

DIMENSIONS ARE IN MILLIMETERS				PART NO.	
UNLESS OTHERWISE SPECIFIED TOLERANCES				APPROVED	DATE
0.5-6	= ±0.2			<i>[Signature]</i>	12-13-00'
6-30	= ±0.4			CHECKED	DATE
30-120	= ±0.6			<i>[Signature]</i>	12-13-00'
120-315	= ±1			DRAWN	DATE
315-1000	= ±1.6			<i>[Signature]</i>	12-13-00'
1000-2000	= ±2.4				

Amphenol - Kai Jack	
TAINAN TAIWAN	
TITLE	SMZ POSITION LOCK CRIMP PLUG (FOR RG-179/U, 187A/U)
DRAWING NO.	KJ-SMZ6121L3-N/3GT30G-179U-75
FILE NO.	F:\DWG\SMZ\6121L3\179U-75\N3GT30G

F

E

D

C

B

A

1 2 3 4 5 6 7 8 RD9DR11221