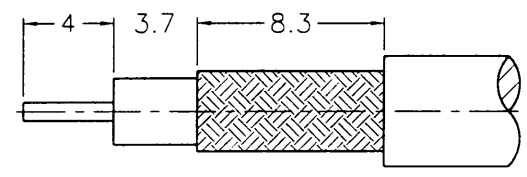


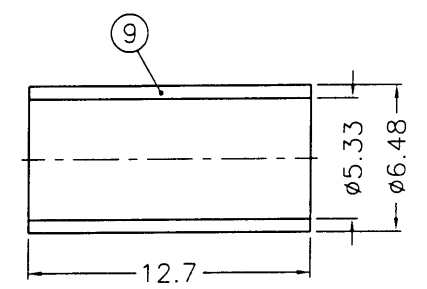
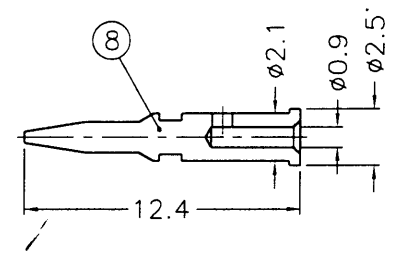
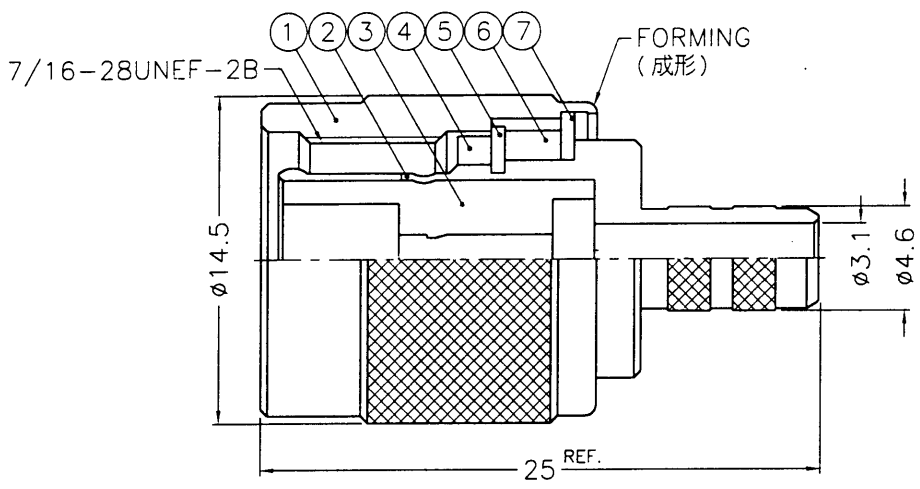
1 2 3 4 5 6 7 8

REVISIONS		
ISS	ZONE	DESCRIPTION\PER REQUEST\DATE

業務部



RECOMMENDED
CABLE STRIPPING DIM'S
(建議剝線尺寸)



NOTES: FINISH (PLATING THICKNESS IN MICRO-INCHES)
 1. BRASS PER QQ-B-626
 2. BRASS PER QQ-B-613
 3. NICKEL PL. 100 MIN. THICK OVER COPPER STRIKE
 4. GOLD PL. 3 MIN. THICK OVER NICKEL PL. 100 MIN. THICK OVER COPPER STRIKE

5.18
R & C

NO.	DESCRIPTION	MATERIAL	FINISH	Q'TY	DRAWING NO.
9	FERRULE	COPPER	NOTE 3	1	FR-648/533X127C
8	CONTACT PIN	NOTE 1	NOTE 4	1	B50000-8-25/09
7	WASHER	NOTE 2	NOTE 3	1	WS-128/9X08
6	RING	DELTRIN	NATURAL	1	T50000-6-A
5	RETAINER RING	NOTE 1	NOTE 3	1	B50000-5
4	GASKET	RUBBER	RED	1	GS-105/8X15
3	INSULATOR	DELTRIN	NATURAL	1	B50000-3-50-A
2	BODY	NOTE 1	NOTE 3	1	B50000-2-46/31
1	SHELL	NOTE 1	NOTE 3	1	T50000-1-B

DIMENSIONS ARE IN MILLIMETERS
 UNLESS OTHERWISE SPECIFIED TOLERANCES
 0.5-6 = ±0.2
 6-30 = ±0.4
 30-120 = ±0.6
 120-315 = ±1
 315-1000 = ±1.6
 1000-2000 = ±2.4

PART NO.	DATE
APPROVED	05-14-99'
CHECKED	05-14-99'
DRAWN	05-14-99'

<p>KAI JACK INDUSTRIAL CO., LTD. TAINAN TAIWAN R.O.C.</p>	
TITLE TNC CRIMP PLUG	
DRAWING NO. KJ-T1121A1-ND3G-58U-50	
FILE NO. F:\DWG\T\1121A1\58U-50\ND3G	

F
E
D
C
B
A

F
E
D
C
B
A

1 2 3 4 5 6 7 8 BTR-09