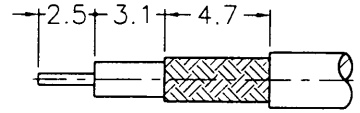
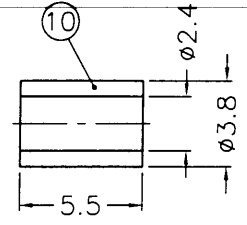
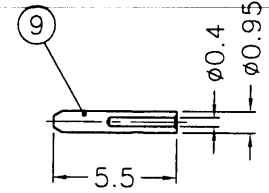
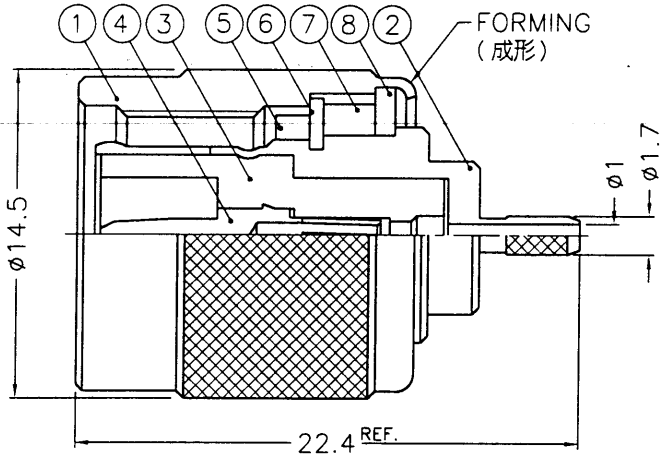


業務部

REVISIONS		
ISS	ZONE	DESCRIPTION\PER REQUEST\DATE



RECOMMENDED
CABLE STRIPPING DIM'S
(建議剝線尺寸)



NOTES: FINISH (PLATING THICKNESS IN MICRO-INCHES)
 1. BRASS PER QQ-B-626
 2. BRASS PER QQ-B-613
 3. NICKEL PL. 100 MIN. THICK OVER COPPER STRIKE
 4. PHOSPHOR BRONZE PER QQ-B-750
 5. GOLD PL. 3 MIN. THICK OVER NICKEL PL. 100 MIN. THICK OVER COPPER STRIKE



NO.	DESCRIPTION	MATERIAL	FINISH	Q'TY	DRAWING NO.
10	FERRULE	COPPER	NOTE 3	1	FR-38/24X55C
9	CONTACT PIN	NOTE 1	NOTE 5	1	B50003-9-0.4
8	WASHER	NOTE 2	NOTE 3	1	WS-128/9X08
7	RING	DELFIN	NOTE 3	1	T50000-6-A
6	RETAINER RING	NOTE 1	NOTE 3	1	B50000-5
5	GASKET	RUBBER	RED	1	GS-105/8X15
4	CONTACT PIN	NOTE 4	NOTE 5	1	B1121G1-4-1.05
3	INSULATOR	DELFIN	NATURAL	1	B1121G1-3-50
2	BODY	NOTE 1	NOTE 3	1	B1121G1-2-17/1
1	SHELL	NOTE 1	NOTE 3	1	T50000-1-B

DIMENSIONS ARE IN MILLIMETERS
 UNLESS OTHERWISE SPECIFIED TOLERANCES
 0.5-6 = ±0.2
 6-30 = ±0.4
 30-120 = ±0.6
 120-315 = ±1
 315-1000 = ±1.6
 1000-2000 = ±2.4

PART NO.	
APPROVED	<i>Mark C</i> DATE 05-07-99'
CHECKED	<i>Mark C</i> DATE 05-07-99'
DRAWN	<i>Ada</i> DATE 05-07-99'

<p>KAI JACK INDUSTRIAL CO., LTD. TAINAN TAIWAN R.O.C.</p>	TITLE	TNC CRIMP PLUG (FOR RG-178B/U, 196A/U)
	DRAWING NO.	KJ-T1121G1-ND3G-196AU-50
	FILE NO.	F:\DWG\T\1121G1\196AU-50\ND3G

F
E
D
C
B
A

F
E
D
C
B
A