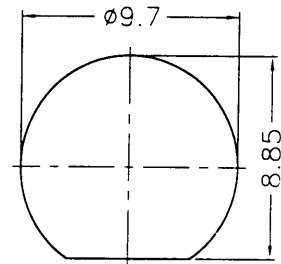


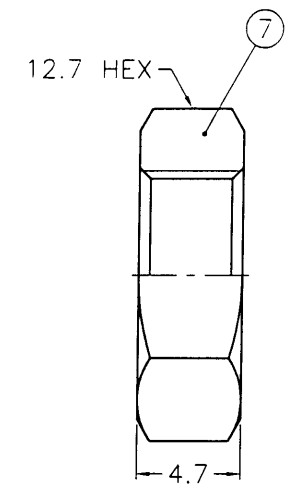
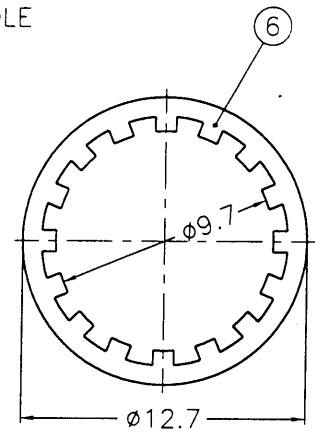
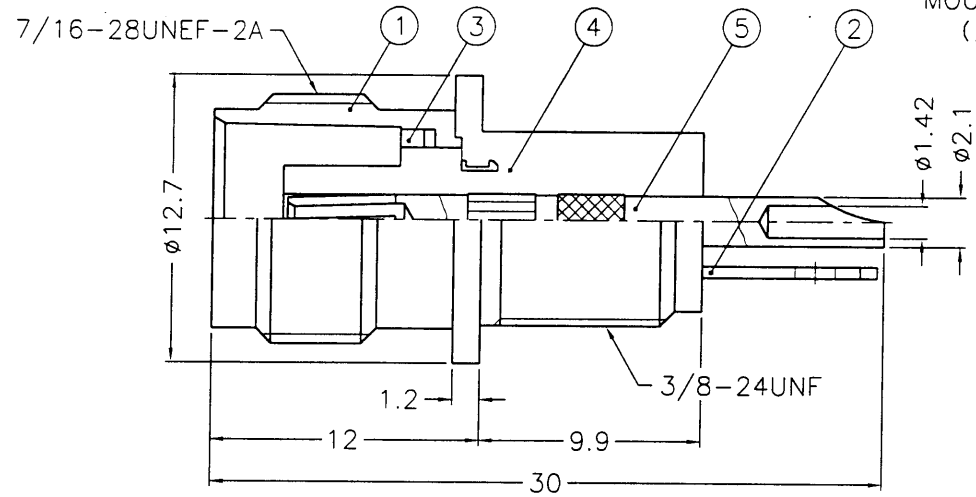
1 2 3 4 5 6 7 8

REVISIONS		
ISS	ZONE	DESCRIPTION\PER REQUEST\DATE

業務部




RECOMMENDED MOUNTING HOLE (建議架設孔)



- NOTES: FINISH (PLATING THICKNESS IN MICRO-INCHES)
- BRASS PER QQ-B-626
 - BRASS PER QQ-B-613
 - NICKEL PL. 100 MIN. THICK OVER COPPER STRIKE
 - PHOSPHOR BRONZE PER QQ-B-750
 - GOLD PL. 3 MIN. THICK OVER NICKEL PL. 100 MIN. THICK OVER COPPER STRIKE
 - BRIGHT TIN PL. 200 MIN. THICK OVER NICKEL PL. 50 MIN. THICK OVER COPPER PL. 100 MIN. THICK

RECOMMENDED TORQUE: A MAXIMUM TORQUE OF 12 INCH-LBS MAY BE APPLIED ON HEX NUT WHEN MOUNTING CONNECTOR IN PANEL.
(建議扭力:當架設接頭於基板時 六角螺母最大適用12 inch-lbs 的扭力)



NO.	DESCRIPTION	MATERIAL	FINISH	Q'TY	DRAWING NO.
7	HEX NUT	NOTE 1	NOTE 3	1	HN127-3/8-24X 47
6	LOCK WASHER	NOTE 2	NOTE 3	1	LW-127/97X05
5	CONTACT PIN	NOTE 4	NOTE 5	1	B7300-5
4	INSULATOR	NYLON	WHITE	1	T6651B1-1-50-C
3	LOCK RING	NOTE 2	NOTE 3	1	
2	BRAID GROUNDING	NOTE 2	NOTE 6	1	
1	BODY	NOTE 1	NOTE 3	1	

DIMENSIONS ARE IN MILLIMETERS			
UNLESS OTHERWISE SPECIFIED TOLERANCES			
0.5-6	=	±0.2	
6-30	=	±0.4	
30-120	=	±0.6	
120-315	=	±1	
315-1000	=	±1.6	
1000-2000	=	±2.4	

PART NO.	
APPROVED	DATE 06-02-99'
CHECKED	DATE 06-02-99'
DRAWN	DATE 06-02-99'

<p>KAI JACK INDUSTRIAL CO., LTD. TAINAN TAIWAN R.O.C.</p>	TITLE
	TNC BULKHEAD RECEPT. ISOLATED JACK
	DRAWING NO.
	KJ-T6651B1-NNYL3G-50
FILE NO.	F:\DWG\T\6651B1\50\NNYL3G

A

1 2 3 4 5 6 7 8 BT-R105