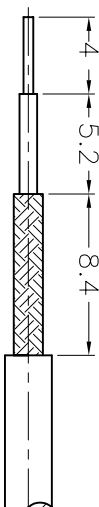


ISS	ZONE	DESCRIPTION\PER REQUEST\DATE

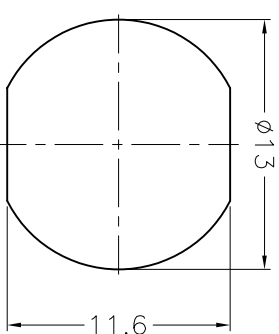
REVISIONS

1 2 3 4 5 6 7 8

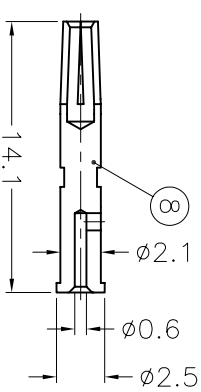
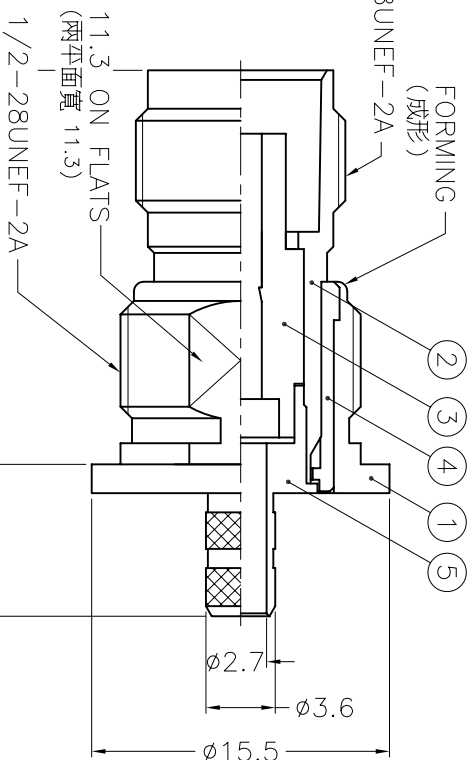
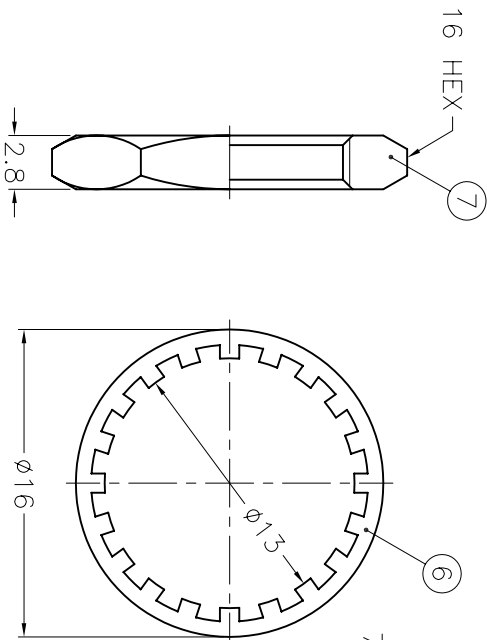
REMARK: 1. BETWEEN NO.1, NO.2 MUST WITHSTAND 15 IN-LBS TORQUE AND 30 LBS PULL OUT FORCE AFTER ASSEMBLY OPERATION.
(1. 組裝後零件1, 2之間至少須承受 15 吋一磅的扭力和 30 磅的拉力)



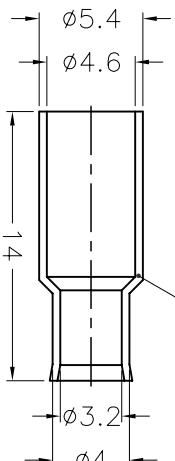
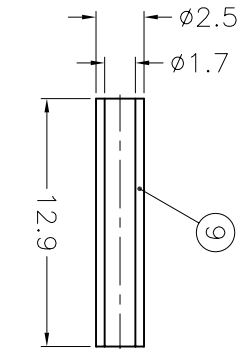
RECOMMENDED
CABLE STRIPPING DIM'S
(建議剝線尺寸)



RECOMMENDED
MOUNTING HOLE
(建議架設孔)



NOTES: FINISH (PLATING THICKNESS IN MICRO-INCHES)
1. BRASS PER QQ-B-626
2. BRASS PER QQ-B-813
3. NICKEL PL. 100 MIN. THICK OVER COPPER STRIKE
4. PHOSPHOR BRONZE PER QQ-B-750
5. GOLD PL. 3 MIN. THICK OVER NICKEL PL. 100 MIN. THICK OVER COPPER STRIKE



1. CRIMPED FERRULE
HEX CRIMP SIZE ".187"
2. CRIMPED CONTACT PIN
HEX. CRIMP SIZE ".068"
3. MAX. PANEL THICKNESS=6mm

NO.	DESCRIPTION	MATERIAL	FINISH	Q'TY	DRAWING NO.
10	FERRULE	NOTE 1	NOTE 3	1	FR-54/46-4/32
9	SLEEVE	DELIN	NATURAL	1	SL-25/17X129 X14
8	CONTACT PIN	NOTE 4	NOTE 5	1	B74000-8-25/.06
7	HEX NUT	NOTE 1	NOTE 3	1	HNI6-1/2-28X28
6	LOCK WASHER	NOTE 2	NOTE 3	1	LW-16/13X05
5	BARREL	NOTE 1	NOTE 3	1	B74042-5-36/27
4	INSULATOR	DELIN	NATURAL	1	B74040-4
3	INSULATOR	DELIN	NATURAL	1	B74090-3-50-B
2	BODY	NOTE 1	NOTE 3	1	T74040-2-C
1	HOUSING	NOTE 1	NOTE 3	1	BD01-----

DIMENSIONS ARE IN MILLIMETERS
UNLESS OTHERWISE SPECIFIED

PART NO.
APPROVED

DATE

Danbury, CT, USA - Taiwan - Shenzhen, China

TOLERANCES

CHECKED

DATE

TITLE
TNC BULKHEAD ISOLATED CRIMP JACK
(FOR RG-316U/D CABLE)

SCALE 2.5/1

ISSUE A1

DATE

DRAWING NO.
T6721E1-004-ND3G-50

FILE NO. F:\DWG\T6721E1\004\50\ND3G

DRAWN

DATE

ITEM NO.

Amphenol

A

B

C

D

E

F

A

B

C

D

E

F

1 2 3 4 5 6 7 8