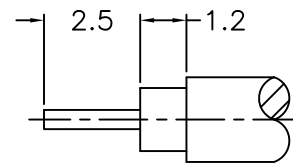
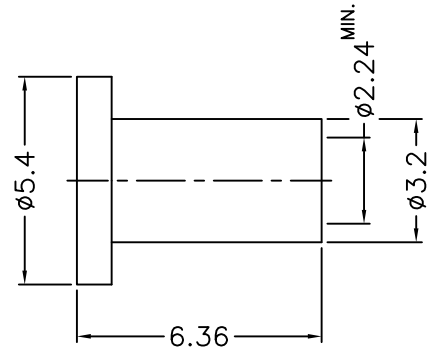
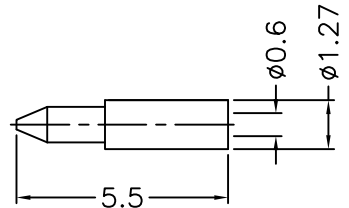
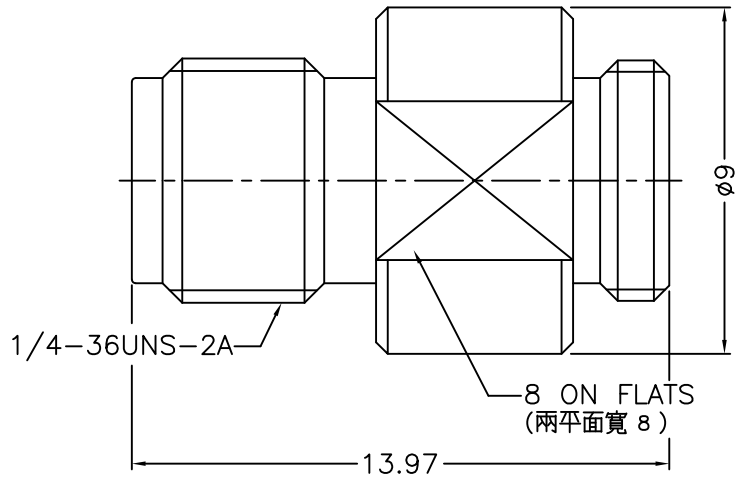
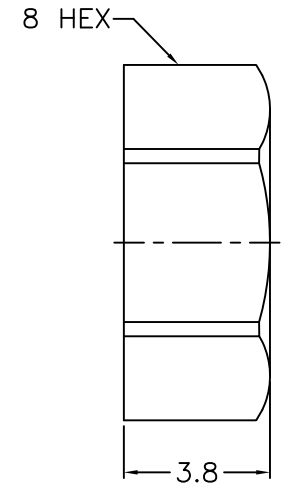


REVISIONS		
ISS	ZONE	DESCRIPTION\PER REQUEST\DATE
B	D-5	NO.6 WAS CANCELLED\N/A\01-03-'19



RECOMMENDED
CABLE STRIPPING DIM'S
(建議剝線尺寸)



- NOTES: FINISH (PLATING THICKNESS IN MICRO-INCHES)
- BRASS
 - BERYLLIUM COPPER
 - GOLD PL. 3 MIN. THICK OVER NICKEL PL. 50 MIN. THICK OVER COPPER PL. 50 MIN. THICK
 - GOLD PL. 10 MIN. THICK OVER NICKEL PL. 50 MIN. THICK OVER COPPER PL. 50 MIN. THICK
 - STAINLESS STEEL
 - PASSIVATED
 - ULTEM 1000

RoHS COMPLIANT

NO.	DESCRIPTION	MATERIAL	FINISH	Q'TY	DRAWING NO.	SCALE	5/1	ISSUE	B	
7	NUT		NOTE 5	NOTE 6	1	292-6181S2-8	DIMENSIONS ARE IN MILLIMETERS UNLESS OTHERWISE SPECIFIED TOLERANCES 0.5-6 = ±0.2 6-30 = ±0.4 30-120 = ±0.6 120-315 = ±1 315-1000 = ±1.6 1000-2000 = ±2.4	PART NO.		
6	BRAID HOLDER		NOTE 1	NOTE 3	1	292-6181S2-7		APPROVED	DATE	01-03-'19
5	CONTACT PIN		NOTE 1	NOTE 3	1	PIN-06-127-55		CHECKED	DATE	01-03-'19
4	RING		NOTE 5	NOTE 6	1	292-6181S2-4		DRAWN	DATE	01-03-'19
3	INSULATOR		NOTE 7	NATURAL	1	292-6551K3-2 -50U		TITLE 2.92mm DIRECT SOLDER JACK (FOR .085, .086, RG-405/U CABLE)		
2	CONTACT PIN		NOTE 2	NOTE 4	1	292-6181S2-2		DRAWING NO. 292-6181S2-28-50		
1	BODY		NOTE 5	NOTE 6	1	292-6181S2-1		FILE NO. R:\D\G\DWG\292\6181S2\28\50-B		